



ALABAMA DRUG CONTROL UPDATE

This report reflects significant trends, data, and major issues relating to drugs in the State of Alabama.

Alabama At-a-Glance:

- Approximately 7.59 percent of Alabama residents reported past-month use of illicit drugs; the national average was 8.82 percent.
Source: National Survey on Drug Use and Health (NSDUH) 2010-2011.
- In 2010, the rate of drug-induced deaths in Alabama was lower than the national average.
- Marijuana is the most commonly cited drug among primary drug treatment admissions in Alabama.

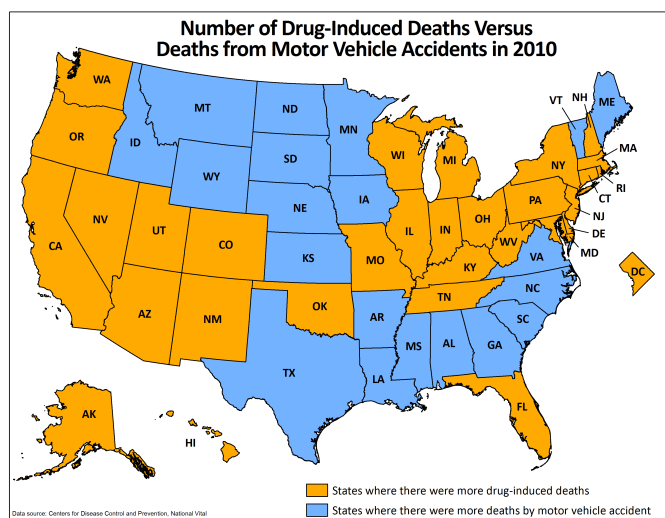
Drug Use Trends in Alabama

Drug Use in Alabama: The National Survey on Drug Use and Health (NSDUH) provides national and state-level data on the use of tobacco, alcohol, illicit drugs (including non-medical use of prescription drugs) and mental health in the United States. In the most recent NSDUH Survey, 7.59 percent of Alabama residents reported using illicit drugs in the past month. The national average was 8.82 percent. Additionally, 3.19 percent of Alabama residents reported using an illicit drug other than marijuana in the past month. The national average was 3.33 percent.

Source: Substance Abuse and Mental Health Services Administration - State Estimates of Substance Use from the 2010-2011 National Survey on Drug Use and Health: <http://store.samhsa.gov/shin/content/SMA11-4641/SMA11-4641.pdf>

Drug-Induced Deaths: As a direct consequence of drug use, 585 persons died in Alabama in 2010. This can be compared to the number of persons that died from motor vehicle accidents (931) and firearms (782) in the same year. Alabama drug-induced deaths (12.2 per 100,000 population) were lower than the national rate (12.9 per 100,000).

Source: WONDER online databases: <http://wonder.cdc.gov/cmfi-icd10.html>



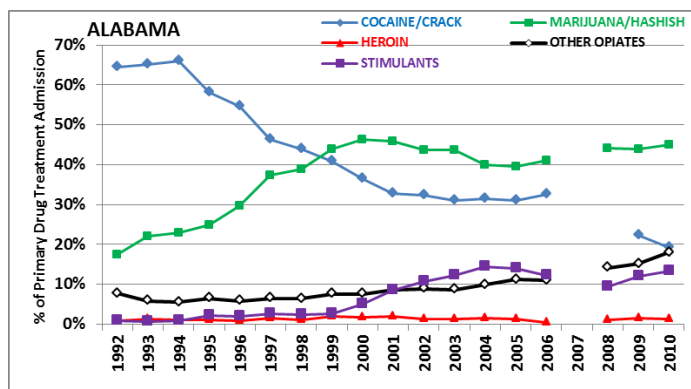
Substance Abuse Treatment Admissions Data

Alabama Primary Treatment Admissions:

The graph on the right depicts substance abuse treatment admissions in Alabama from 1992 to 2010. The data show marijuana is the most commonly cited drug among primary drug treatment admissions in Alabama, followed by cocaine and other opiates, including prescription drugs.

Source: Treatment Episode Data Set, Substance Abuse and Mental Health Services Administration: <http://www.samhsa.gov/data/DASIS.aspx#teds>

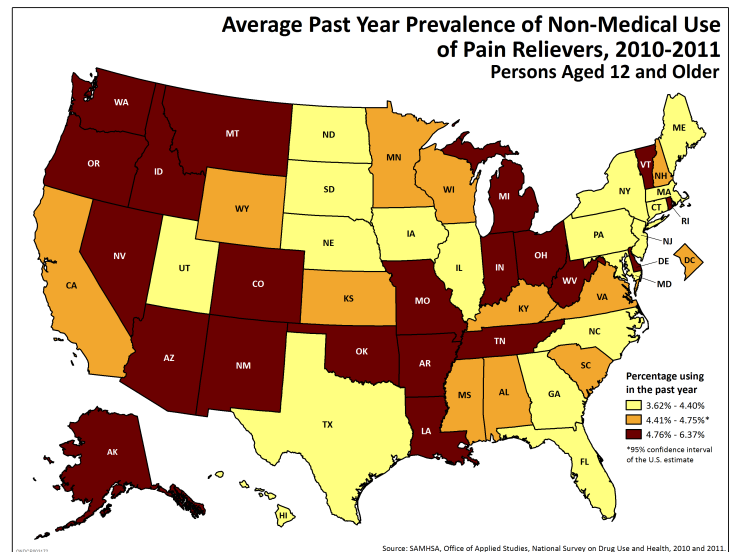
Note: The Treatment Episode Data Set (TEDS) only displays data from 1992-2006, 2008-2010 and does not display data on cocaine/crack from 2007-2008 for Alabama.



Prescription Drug Abuse

ONDCP's Efforts to Combat Prescription Drug Abuse

Prescription drug abuse is the fastest-growing drug problem in the Nation. The Administration's Prescription Drug Abuse Prevention Plan, entitled **"Epidemic: Responding to America's Prescription Drug Abuse Crisis,"** provides a national framework for reducing prescription drug diversion and abuse by supporting the expansion of state-based prescription drug monitoring programs; recommending secure, more convenient, and environmentally responsible disposal methods to remove expired, unused, or unneeded medications from the home; supporting education for patients and healthcare providers; and reducing the prevalence of pill mills and doctor shopping through enforcement efforts.

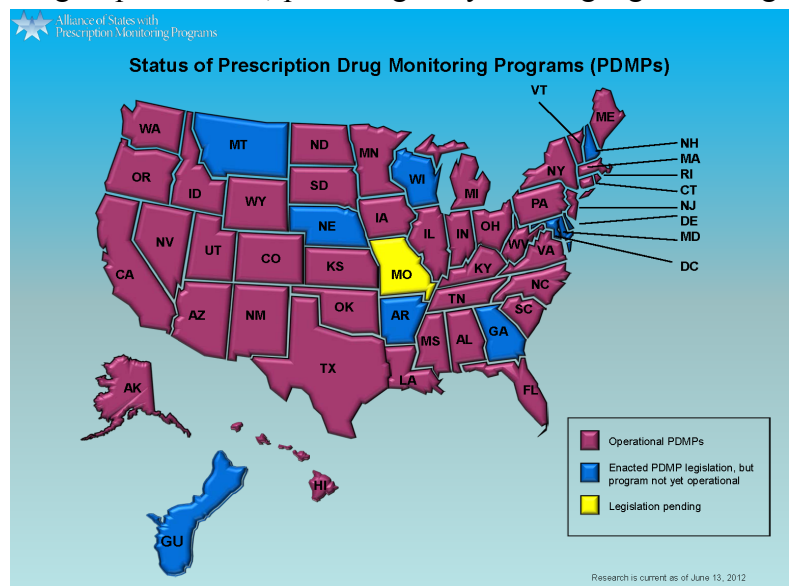


State-Level Action: Prescription Drug Monitoring Programs (PDMPs)

PDMPs track controlled substances prescribed by authorized practitioners and dispensed by pharmacies. PDMPs serve a number of functions, including assisting in patient care, providing early warning signs of drug epidemics, and detecting drug diversion and insurance fraud. Forty-one states have operational PDMP programs established by state legislation and funded by a combination of state and Federal funds. An additional 9 states and territories have a prescription drug monitoring program authorized, but not yet operational. Adequate resourcing, increasing the number of states with operational PDMPs, and development of state-to-state information-sharing systems would significantly help reduce prescription drug diversion and abuse.

Alabama's operating PDMP, the **Controlled Substances Prescription Database**, was established in 2006 by the Alabama Department of Health. The program monitors controlled substances (schedules II-V).

Source: <http://www.namsdl.org/resources/Alabama1.pdf>



State-Level Action: Drug Take-Back Programs

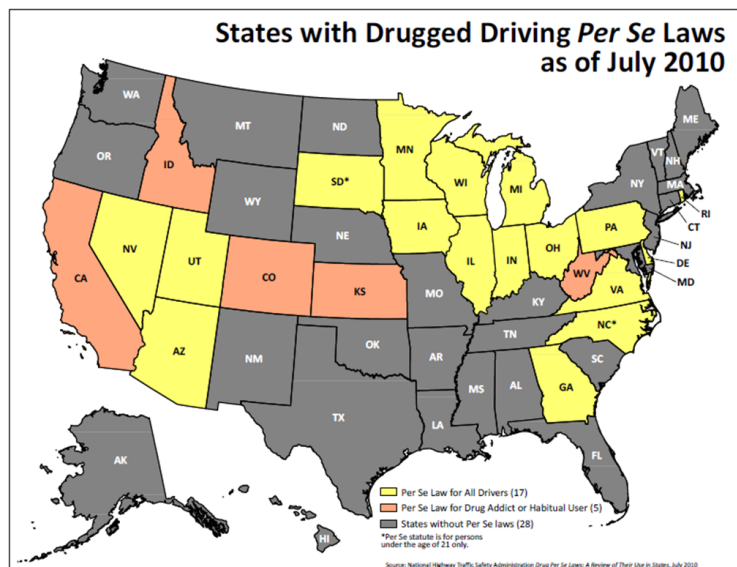
A comprehensive plan to address prescription drug abuse must include proper disposal of unused, unneeded, or expired medications. Providing individuals with a secure and convenient way to dispose of controlled substances will help prevent diversion and abuse of these substances and demonstrate sound environmental stewardship. Federal rulemaking is underway and will further enhance the viability and scope of state and

community take back programs. In the meantime, states are encouraged to work with the DEA to conduct additional take back events and educate the public about safe and effective drug return and disposal.

Drugged Driving

ONDCP Action on Drugged Driving

In 2007, the National Highway Traffic Safety Administration (NHTSA) found that one in eight weekend, nighttime drivers tested positive for illicit drugs. According to recent Fatal Accident Reporting System (FARS) data, one in three motor vehicle fatalities (33 percent) with known drug test results tested positive for drugs in 2009. Recognizing this growing problem, ONDCP is working to raise awareness of the dangers of drugged driving, provide increased training to law enforcement in identifying drugged drivers, and encourage states to adopt *per se* laws to facilitate effective enforcement and prosecution of those who drive with drugs in their systems.



State-Level Action: Enacting *Per Se* Standards for Impairment

Although all 50 states have laws against drugged driving, law enforcement often lacks adequate tools to enforce and prosecute drugged driving. ONDCP encourages states to develop and implement *per se* standards that make it illegal to drive a vehicle after taking illegal drugs. This is the same standard used successfully for 12 million commercial drivers in the United States during the past two decades. *Per Se* standards have been adopted in seventeen states.

Alabama does not currently have a *Per Se* standard, but Alabama State law (Section 32-5A-191) stipulates that “a person shall not drive or be in actual physical contact of any vehicle while under the influence of a controlled substance to a degree which renders him incapable of safely driving,” or while “under the influence of any substance which impairs the mental or physical faculties of such person to a degree which renders him incapable of safely driving.”

Source: *A State-by-State Analysis of Laws Dealing With Driving Under the Influence of Drugs*, by the Walsh Group for the National Highway Traffic Safety Administration.

ONDCP Support for Community-Based Prevention

National Anti-Drug Media Campaign

ONDCP’s National Youth Anti-Drug Media Campaign provides consistent and credible messages to young people (including those in Native American and Alaska Native communities) about drug use and its consequences. *Above the Influence*, a major component of the Campaign, informs and inspires youth to reject illicit drugs and drinking via a mix of national and local advertising vehicles. The Campaign, in close partnership with local community-based, youth-serving organizations, also conducts teen-targeted *Above the Influence* activities to assist local groups with youth drug prevention work in their respective communities.

The Drug Free Communities (DFC) Program

Recognizing that local problems require local solutions, the Drug Free Communities (DFC) organizations mobilize communities to prevent youth drug use by creating local data-driven strategies to reduce drug use in

the community. ONDCP works to foster the growth of new coalitions and support existing coalitions through the DFC grants. In FY 2013, the following Alabama coalitions received grants from ONDCP:

- Covington County Children's Policy Council Coalition
- Addiction Coalition

Source: Office of National Drug Control Policy http://www.ondep.gov/dfc/grantee_map.html

ONDCP High Intensity Drug Trafficking Area (HIDTA) County Info

The High Intensity Drug Trafficking Areas (HIDTA) program enhances and coordinates drug control efforts among Federal, state, and local law enforcement agencies. In designated HIDTA counties, the program provides agencies with coordination, equipment, technology, and additional resources to combat drug trafficking and its harmful consequences in critical regions of the United States.

HIDTA Counties in Alabama

Gulf Coast HIDTA: Baldwin, Jefferson, Madison, Mobile, Montgomery, and Morgan counties.

- Through the Gulf Coast HIDTA, 22 Alabama state and local law enforcement agencies partner with Federal agencies in their effort to address the trafficking and use of illegal drugs within the HIDTA designated areas.
- In 2012, Gulf Coast HIDTA task forces in Alabama disrupted or dismantled 2,309 significant drug trafficking organizations.

The Gulf Coast HIDTA funds five Alabama task forces located in Birmingham, Huntsville, Mobile, and Montgomery. Over 27 participating agencies contribute 76 full-time drug enforcement officers to these task forces dedicated to identify, target, disrupt, and dismantle the most significant drug trafficking organizations operating in the state and beyond.

Federal Grant Awards Available to Reduce Drug Use in the State of Alabama

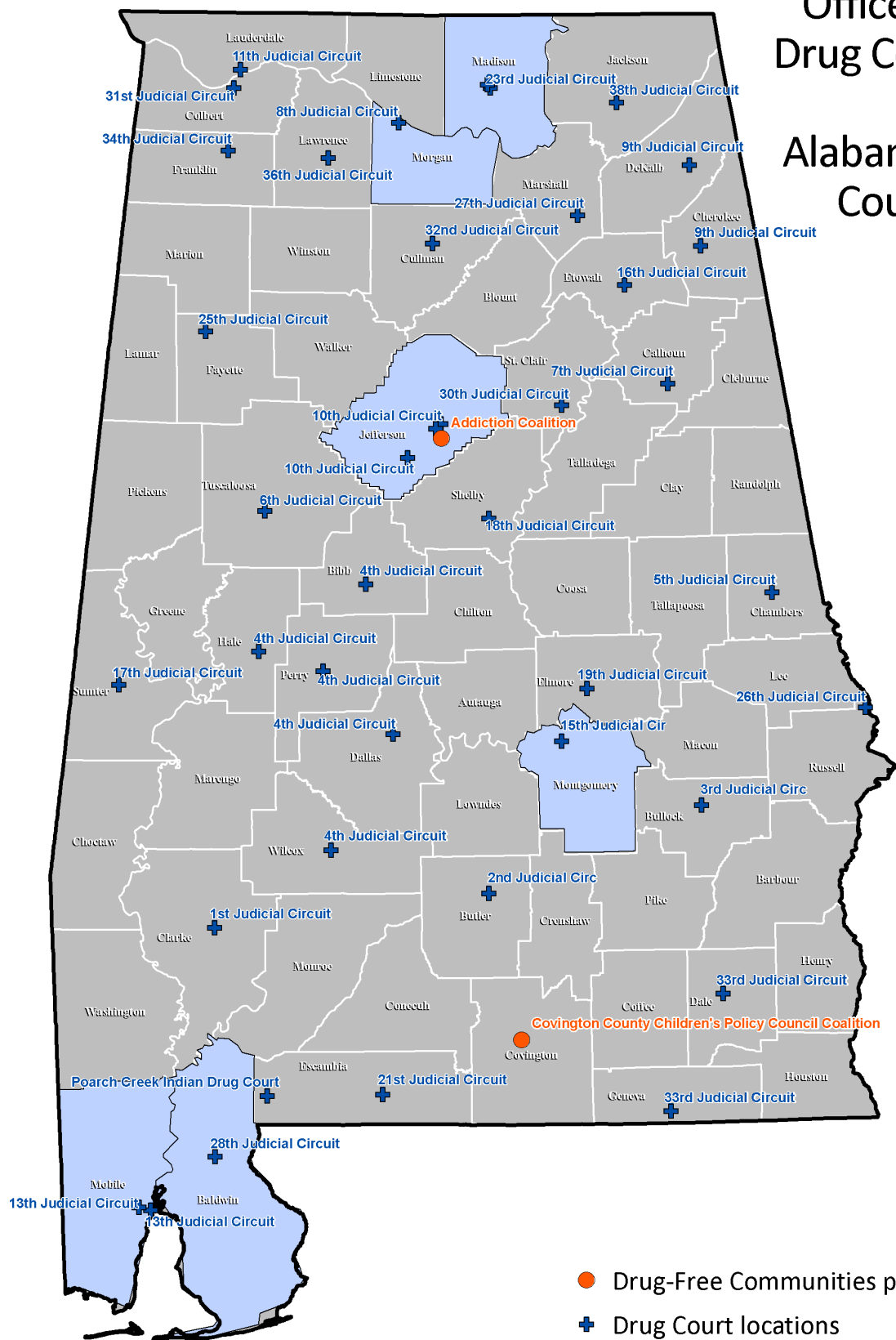
The Federal Government awards competitive grants to help states in their efforts to reduce drug use and its harmful consequences. In FY 2012, direct support was provided to state and local governments, schools, and law enforcement organizations in your state for this purpose. Some Federal grant programs are dedicated to reducing drug use and its harmful consequences while others can be used for reducing drug use or for other purposes. In FY 2012, your State received support under the grant programs shown below.

Federal Grant Awards That Help Reduce the Availability and Misuse Of Drugs In The State of AL	
Department / Office / Program Name	2012
Department of Agriculture	\$ 16,253,950
National Institute of Food and Agriculture	
Cooperative Extension Service	\$ 16,253,950
Department of Education	\$ 17,422,148
Office of Elementary and Secondary Education	
Twenty-First Century Community Learning Centers	\$ 17,422,148
Department of Health and Human Services	\$ 62,296,426
Administration for Children and Families	
Promoting Safe and Stable Families	\$ 6,979,373
Transitional Living for Homeless Youth	\$ 600,000
Centers For Medicare and Medicaid Services	
Medical Assistance Program - Grants to States for Medicaid To Treat Substance Abuse	\$ 10,282,090
National Institutes Of Health	
Alcohol Research Programs	\$ 2,715,596
Drug Abuse and Addiction Research Programs	\$ 4,341,772
Substance Abuse and Mental Health Services Administration	
Block Grants for Prevention and Treatment of Substance Abuse	\$ 23,669,104
Projects for Assistance in Transition from Homelessness (PATH)	\$ 586,000
Substance Abuse and Mental Health Services Projects of Regional and National Significance	\$ 10,312,491
Health Resources and Services Administration	
Healthy Start Initiative	\$ 2,810,000
Department of Housing and Urban Development	\$ 24,557,505
Community Planning and Development	
Emergency Shelter Grants Program	\$ 3,034,677
Emergency Solutions Grant Program	\$ 541,393
Shelter Plus Care	\$ 4,639,942
Supportive Housing Program	\$ 16,341,493
Department Of Justice	\$ 6,214,461
Office of Justice Programs	
Drug Court Discretionary Grant Program	\$ 200,000
Edward Byrne Memorial Justice Assistance Grant Program	\$ 4,607,375
Harold Rogers Prescription Drug Monitoring Program	\$ 400,000
Juvenile Accountability Block Grants	\$ 348,813
Juvenile Justice and Delinquency Prevention Allocation to States	\$ 421,875
Residential Substance Abuse Treatment for State Prisoners	\$ 186,398
Second Chance Act Prisoner Reentry Initiative	\$ 50,000
Department of Labor	\$ 3,355,130
Employment and Training Administration	
Reintegration of Ex-Offenders	\$ 1,212,000
Youthbuild	\$ 2,143,130
Department of Transportation	\$ 2,089,271
National Highway Traffic Safety Administration	
Alcohol Impaired Driving Countermeasures Incentive Grants I	\$ 2,089,271
Department of Veteran's Affairs	\$ 578,684
Veterans Health Administration	
VA Homeless Providers Grant and Per Diem Program	\$ 578,684

File updated 07/31/2013.

Federal Grant Awards That Help Reduce the Availability and Misuse Of Drugs In The State of AL	
Department / Office / Program Name	2012
Executive Office of The President	\$ 1,299,413
Office of National Drug Control Policy	
Drug-Free Communities Support Program Grants	\$ 352,859
High Intensity Drug Trafficking Areas Program	\$ 946,554
Grand Total	\$ 134,066,988

Office of National Drug Control Policy Programs in Alabama and Drug Court Locations



- Drug-Free Communities program grantees
- + Drug Court locations
- Gulf Coast HIDTA counties
- counties