



FLORIDA DRUG CONTROL UPDATE

This report reflects significant trends, data, and major issues relating to drugs in the State of Florida.

Florida At-a-Glance:

- Approximately 8.32 percent of Florida residents reported past-month use of illicit drugs; the national average was 8.82 percent.
Source: National Survey on Drug Use and Health 2010-2011.
- The rate of drug-induced deaths in Florida is higher than the national average.
- “Other opiates” (including prescription drugs) is the most commonly cited drug category among primary drug treatment admissions in Florida. In 2011, 41% of all treatment admissions in Florida were for non-heroin opiates.
- The number of meth lab seizure incidents in the state of Florida increased 77%, from 185 incidents in 2007 to 327 incidents in 2012.

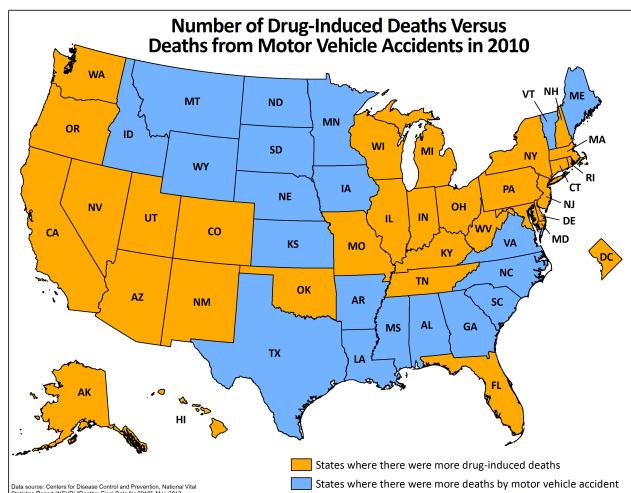
Drug Use Trends in Florida

Drug Use in Florida: The National Survey on Drug Use and Health (NSDUH) provides national and state-level data on the use of tobacco, alcohol, illicit drugs (including non-medical use of prescription drugs), and mental health in the United States. In the most recent Survey, 8.32 percent of Florida residents reported using illicit drugs in the past month. The national average was 8.82 percent. Additionally, 3.09 percent of Florida residents reported using an illicit drug other than marijuana in the past month (the national average was 3.33 percent).

Source: Substance Abuse and Mental Health Services Administration - State Estimates of Substance Use from the 2009-2010 National Survey on Drug Use and Health:
<http://store.samhsa.gov/shin/content/SMA11-4641/SMA11-4641.pdf>

Drug-Induced Deaths: As a direct consequence of drug use, 3,181 persons died in Florida in 2010. This is compared to the number of persons in Florida who died from motor vehicle accidents (2,536) and firearms (2,268) in the same year. Florida drug-induced deaths (16.9 per 100,000 population) exceeded the national rate (12.9 per 100,000 population).

Source: WONDER online databases: <http://wonder.cdc.gov/cmef-icd10.html>

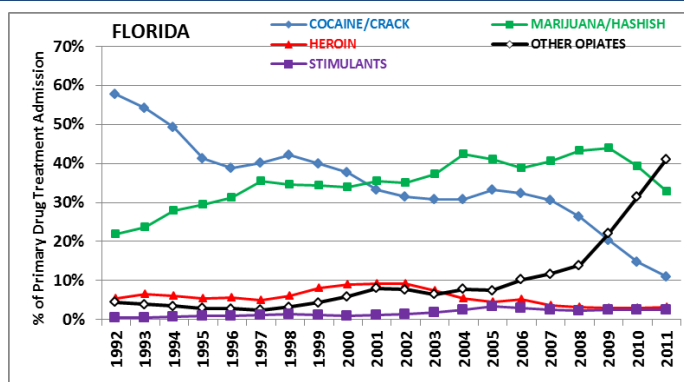


Substance Abuse Treatment Admissions Data

Florida Primary Treatment Admissions:

The graph on the right depicts the percentage of substance abuse primary treatment admissions, by drug, in Florida from 1992 to 2011. The data show “other opiates” (including prescription drugs) as the most commonly cited drug among primary drug treatment admissions in Florida, followed by marijuana. The percentage of admissions for marijuana and cocaine has been decreasing.

Source: Treatment Episode Data Set, Substance Abuse and Mental Health Services Administration: <http://www.samhsa.gov/data/DASIS.aspx#teds>

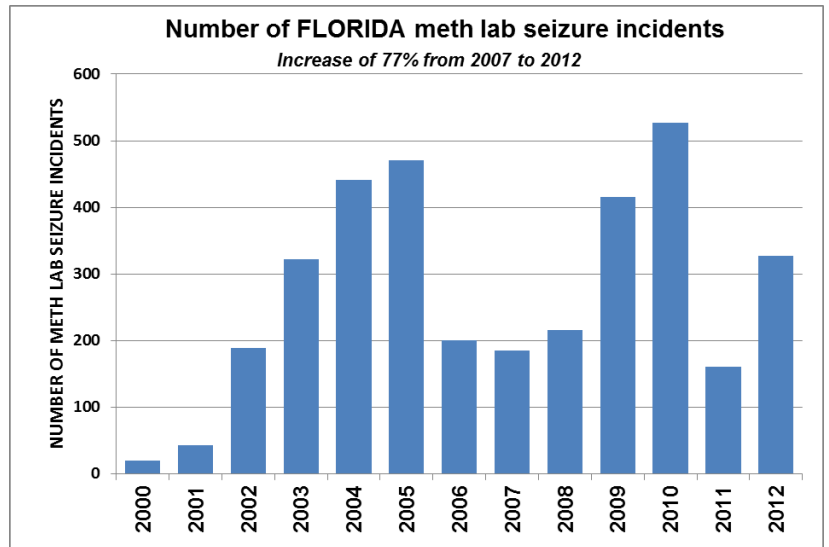


Methamphetamine Lab Seizure Data

Methamphetamine Lab Seizure Incidents:

Nationwide, methamphetamine lab seizures declined drastically following the 2005 Federal Combating Methamphetamine Epidemic Act (CMEA) and similar state laws to control the sale of pseudoephedrine (PSE). Recently, the number of meth labs seized has risen due to “smurfing”, which is the bulk purchase of PSE for non-therapeutic reasons, and due to smaller, more mobile “one-pot” labs. Nationwide, meth lab seizures rose 85% between 2007 and 2012. Meth lab seizures in Florida have risen 77% from 2007 to 2012.

Source: EPIC, NSS, extracted 7/7/2013.



State-Level Action: Return pseudoephedrine to prescription-drug status

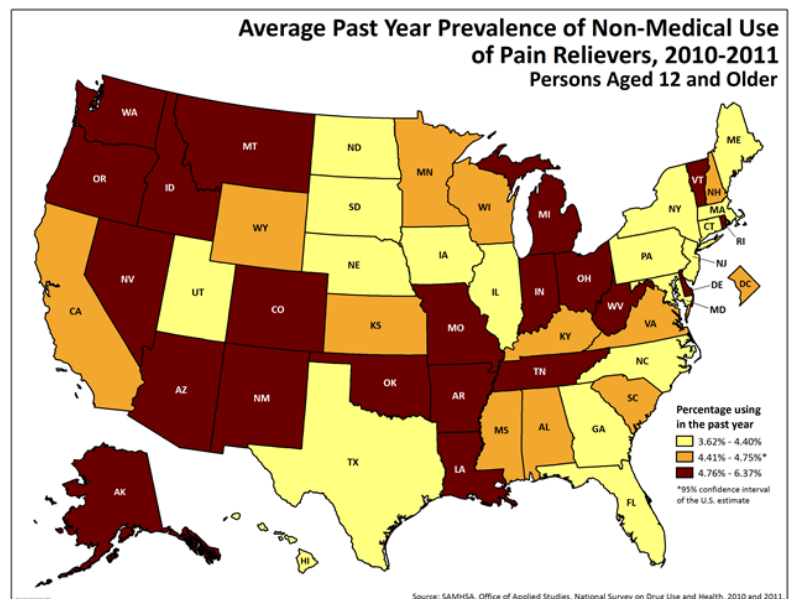
Facing a steep increase in meth lab incidents, the state of Oregon returned medicines containing PSE to prescription-drug status in 2006. Several years later, the results are promising, with meth lab incidents declining from a high of 467 in 2004 (prior to enactment of the bill) to 12 in 2009 and Oregon officials reporting a virtual “eradication” of smurfing and meth labs. Experiencing a similar rise in meth lab production and trafficking, Mississippi enacted similar legislation, which took effect on July 1, 2010. Mississippi reports that after six months, there has been a nearly 70 percent reduction in meth-related cases statewide.

Source: EPIC, NSS, extracted 11/2010; Bovett, Rob, “Killing the Meth Monster,” *The New York Times*, 16 Nov, 2010.

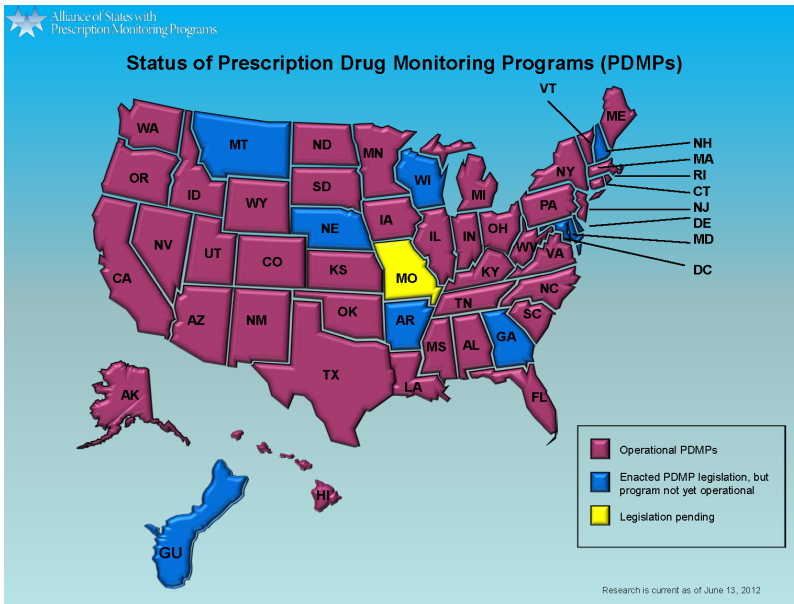
Prescription Drug Abuse

ONDCP’s Efforts to Combat Prescription Drug Abuse

Prescription drug abuse is the fastest-growing drug problem in the Nation. The Administration’s Prescription Drug Abuse Prevention Plan entitled “**Epidemic: Responding to America’s Prescription Drug Abuse Crisis,**” provides a national framework for reducing prescription drug diversion and abuse by supporting the expansion of state-based prescription drug monitoring programs; recommending secure, more convenient, and environmentally responsible disposal methods to remove expired, unused, or unneeded medications from the home; supporting education for patients and healthcare providers; and reducing the prevalence of pill mills and doctor shopping through enforcement efforts.



State-Level Action: Prescription Drug Monitoring Programs (PDMPs)



PDMPs track controlled substances prescribed by authorized practitioners and dispensed by pharmacies. PDMPs serve a number of functions, including assisting in patient care, providing early warning signs of drug epidemics, and detecting drug diversion and insurance fraud. Forty-one states have operational PDMP programs established by state legislation and funded by a combination of state and Federal funds. An additional 9 states and territories have a prescription drug monitoring program authorized, but not yet operational. Adequate resourcing, increasing the number of states with operational PDMPs, and development of state-to-state information-sharing systems would significantly help reduce prescription drug diversion and abuse.

Florida's operational PDMP is the **Electronic-Florida Online Reporting of Controlled Substances Evaluation (E-FORCSE)** program. It was created by the 2009 legislature to encourage safer prescribing of controlled substances and to reduce drug abuse and diversion within the state. E-FORCSE will work with a selected contractor to develop a database that will collect and store prescribing and dispensing data for controlled substances in Schedules II, III, and IV. The purpose of the PDMP is to provide information to help guide healthcare practitioners in prescribing and dispensing these highly abused prescription drugs.

Source: Florida Department of Health, Electronic-Florida Online Reporting of Controlled Substances Evaluation program: <http://www.e-forcse.com/home.html>

State-Level Action: Drug Take-Back Programs

A comprehensive plan to address prescription drug abuse must include proper disposal of unused, unneeded, or expired medications. Providing individuals with a secure and convenient way to dispose of controlled substances will help prevent diversion and abuse of these substances and demonstrate sound environmental stewardship. Federal rulemaking is underway and will further enhance the viability and scope of state and community take-back programs. In the meantime, states are encouraged to work with the DEA to conduct additional take-back events and educate the public about safe and effective drug return and disposal.

Drugged Driving

ONDCP Action on Drugged Driving

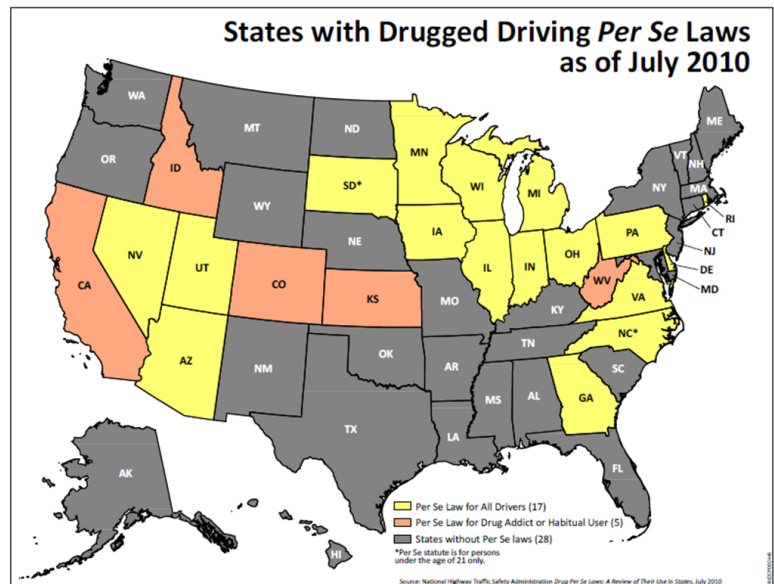
In 2007, the National Highway Traffic Safety Administration (NHTSA) found that one in eight weekend, nighttime drivers tested positive for illicit drugs. According to recent Fatal Accident Reporting System (FARS) data, one in three motor vehicle fatalities (33 percent) with known drug test results tested positive for drugs in 2009. Recognizing this growing problem, ONDCP is working to raise awareness of the dangers of drugged driving, provide increased training to law enforcement in identifying drugged drivers, and encourage states to consider *Per Se* laws to facilitate effective enforcement and prosecution of those who drive with drugs in their systems.

State-Level Action: Enacting *Per Se* Standards for Impairment

Although all 50 states have laws against drugged driving, law enforcement often lacks adequate tools to enforce and prosecute drugged driving. ONDCP encourages states to consider *Per Se* standards for impairment that make it illegal to drive a vehicle after taking illegal drugs. This is the same standard used successfully for 12 million commercial drivers in the United States over the past two decades. *Per Se* standards have been adopted in 17 states.

Florida does not currently have a *Per Se* standard, but Florida State law (*Florida Statutes Annotated Section 316.193*) stipulates that “A person is guilty of the offense of driving under the influence and is subject to punishment as provided in subsection (2) if the person is driving or in actual physical control of a vehicle within this state and...(a) The person is under the influence of ... any chemical substance...or any controlled substance..., when affected to the extent that the person’s normal faculties are impaired.” Blood and urine testing occurs after arrest or upon medical treatment for crash. Testing is required in cases where death or serious injury has occurred.

Source: *A State-by-State Analysis of Laws Dealing With Driving Under the Influence of Drugs*, by the Walsh Group for the National Highway Traffic Safety Administration, December 2009.



ONDCP Support for Community-Based Prevention

National Anti-Drug Media Campaign

ONDCP’s National Youth Anti-Drug Media Campaign provides consistent and credible messages (including in Native American and Alaska Native communities) to young people about drug use and its consequences. *Above the Influence*, a major component of the Campaign, informs and inspires youth to reject illicit drugs and drinking via a mix of national and local advertising vehicles. The Campaign, in close partnership with local community-based, youth-serving organizations, also conducts teen-targeted *Above the Influence* activities to assist local groups with youth drug prevention work in their respective communities.

The Drug Free Communities (DFC) Program

Recognizing that local problems require local solutions, Drug Free Communities (DFC) organizations mobilize communities to prevent youth drug use by creating local data-driven strategies to reduce drug use in the community. ONDCP works to foster the growth of new coalitions and support existing coalitions through the DFC grants. In FY 2013, the following Florida coalitions received grants from ONDCP:

- Safe and Healthy Duval Coalition, Inc.
- Orange County Coalition for a Drug Free Community
- Hillsborough County Anti-Drug Alliance, Inc.
- Levy County Prevention Coalition
- Miami Gardens Drug Free Communities Coalition
- Manatee County Substance Abuse Coalition
- North Port Alliance for Substance Abuse Prevention
- The Zebra Coalition
- PACT Prevention Coalition
- Charlotte Alliance For A Safe & Drug Free Community
- Putnam County Anti-Drug Coalition
- Safe Climate Coalition of Lake County, Inc.
- Alliance for Substance Abuse Prevention-Pasco County
- Drug Free Hendry County
- Nassau Alcohol, Crime, And Drug Abatement Coalition

- The Alliance for Substance Abuse and Pregnancy Prevention
- Drug Free Highland
- Seminole Prevention Coalition Inc
- Stand Up Polk
- The Village South
- Partners for a Substance Free Citrus, Inc.
- Palm Beach County Substance Abuse Coalition

- Urban Partnership Drug-Free Communities Coalition
- LiveFree! Substance Abuse Prevention Coalition of Pinellas County
- Clay Action Coalition
- Monroe County Coalition for a Safe and Drug Free Community

Source: Office of National Drug Control Policy
http://www.oncdp.gov/dfc/grantee_map.html

ONDCP High Intensity Drug Trafficking Area (HIDTA) County Info

Central Florida HIDTA: Brevard, Pinellas, Hillsborough, Polk, Osceola, Orange, Seminole, and Volusia counties.

North Florida HIDTA: Alachua, Baker, Clay, Columbia, Duval, Flagler, Marion, Nassau, Putnam, and St. Johns counties.

South Florida HIDTA: Broward, Miami-Dade, Monroe, and Palm Beach counties.

- Diverted pharmaceuticals are supplied in significant quantities to other regions of the United States by doctors, pharmacists, and pain management clinics based in Florida using fraudulent methods. South Florida HIDTA Task Force operations are successfully targeting these organizations, and long-term undercover operations are beginning to yield significant results with arrests of high level multiple clinic owners and a large number of corrupt physicians.
- Investigations targeting the diversion of prescription drugs and illicit pain clinics, and parcel interdiction operations are current Central Florida HIDTA focal points.
- Potent indoor marijuana cultivation is a major drug threat in Florida. The three Florida HIDTAs provide coordination for multi-agency, state-wide task force operations that have been highly successful in contributing to the eradication of hundreds of grow sites with thousands of indoor hydroponic marijuana plants, firearms seizures, and numerous arrests, indictments, and prosecutions of major traffickers.

Federal Grant Awards Available to Reduce Drug Use in the State of Florida

The Federal Government awards competitive grants to help states in their efforts to reduce drug use and its harmful consequences. In FY 2012, direct support was provided to state and local governments, schools, and law enforcement organizations in your state for this purpose. Some Federal grant programs are dedicated to reducing drug use and its harmful consequences while others can be used for reducing drug use or for other purposes. In FY 2012, your State received support under the grant programs shown below.

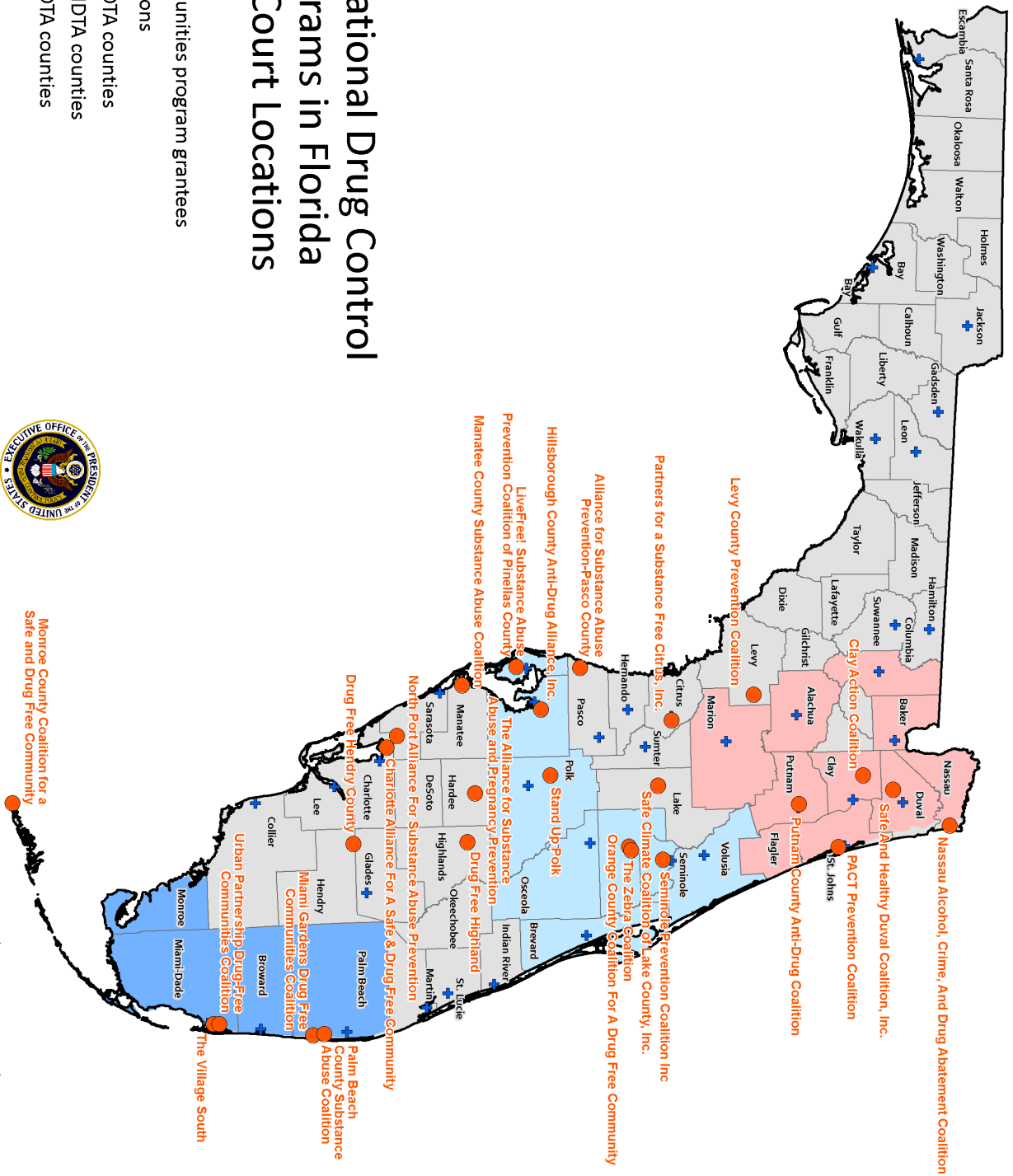
Federal Grant Awards That Help Reduce the Availability and Misuse Of Drugs In The State of FL	
Department / Office / Program Name	2012
Department of Agriculture	\$ 10,109,715
National Institute of Food and Agriculture	
Cooperative Extension Service	\$ 10,109,715
Department of Defense	\$ 3,462,319
The Army	
National Guard ChalleNGe Program	\$ 3,462,319
Department of Education	\$ 58,478,020
Office of Elementary and Secondary Education	
Safe and Drug-Free Schools and Communities National Programs	\$ 418,761
Twenty-First Century Community Learning Centers	\$ 58,059,259
Department of Health and Human Services	\$ 289,611,932
Administration for Children and Families	
Promoting Safe and Stable Families	\$ 17,857,925
Transitional Living for Homeless Youth	\$ 994,760
Centers For Medicare and Medicaid Services	
Medical Assistance Program - Grants to States for Medicaid To Treat Substance Abuse	\$ 58,169,442
National Institutes Of Health	
Alcohol Research Programs	\$ 10,757,148
Drug Abuse and Addiction Research Programs	\$ 54,474,252
Substance Abuse and Mental Health Services Administration	
Block Grants for Prevention and Treatment of Substance Abuse	\$ 99,581,639
Projects for Assistance in Transition from Homelessness (PATH)	\$ 4,063,000
Substance Abuse and Mental Health Services Projects of Regional and National Significance	\$ 36,328,145
Substance Abuse and Mental Health Services-Access to Recovery	\$ 1,380,684
Prescription Drug Monitoring Program Electronic Health Record (EHR) Integration	\$ 240,105
Health Resources and Services Administration	
Healthy Start Initiative	\$ 5,764,832
Department of Housing and Urban Development	\$ 84,115,694
Community Planning and Development	
Emergency Shelter Grants Program	\$ 2,835,333
Emergency Solutions Grant Program	\$ 13,361,323
Shelter Plus Care	\$ 15,763,821
Supportive Housing Program	\$ 52,155,217
Department Of Justice	\$ 79,718,574
Office of Justice Programs	
Drug Court Discretionary Grant Program	\$ 1,624,098
Edward Byrne Memorial Justice Assistance Grant Program	\$ 19,680,336
Edward Byrne Memorial State and Local Law Enforcement Assistance Discretionary Grants Program	\$ 50,350,000
Enforcing Underage Drinking Laws Program	\$ 445,829
Harold Rogers Prescription Drug Monitoring Program	\$ 399,300
Juvenile Accountability Block Grants	\$ 956,234
Juvenile Justice and Delinquency Prevention Allocation to States	\$ 1,060,008
Juvenile Mentoring Program	\$ 509,910
Regional Information Sharing Systems	\$ 1,863,285
Residential Substance Abuse Treatment for State Prisoners	\$ 533,454
Second Chance Act Prisoner Reentry Initiative	\$ 2,296,120

Federal Grant Awards That Help Reduce the Availability and Misuse Of Drugs In The State of FL	
Department / Office / Program Name	2012
Department of Labor	\$ 7,078,025
Employment and Training Administration	
Reintegration of Ex-Offenders	\$ 2,709,177
Youthbuild	\$ 4,368,848
Department of Transportation	\$ 6,119,511
National Highway Traffic Safety Administration	
Alcohol Impaired Driving Countermeasures Incentive Grants I	\$ 6,119,511
Department of Veteran's Affairs	\$ 14,813,086
Veterans Health Administration	
VA Homeless Providers Grant and Per Diem Program	\$ 14,813,086
Executive Office of The President	\$ 31,608,977
Office of National Drug Control Policy	
Drug-Free Communities Support Program Grants	\$ 3,300,000
High Intensity Drug Trafficking Areas Program	\$ 28,308,977
Grand Total	\$ 585,115,853

File updated 08/01/13.

- Drug-Free Communities program grantees
- + Drug Court locations
- North Florida HIDTA counties
- Central Florida HIDTA counties
- South Florida HIDTA counties
- counties

Office of National Drug Control Policy Programs in Florida with Drug Court Locations



Source: National Drug Court Institute and ONDCP, August 2013

