



HAWAII DRUG CONTROL UPDATE

This report reflects significant trends, data, and major issues relating to drugs in the State of Hawaii.

Hawaii At-a-Glance:

- Approximately 8.76 percent of Hawaii residents reported past-month use of illicit drugs; the national average was 8.82 percent.
Source: National Survey on Drug Use and Health (NSDUH) 2009-2010.
- Marijuana and stimulants (including methamphetamine) are the most commonly cited drugs among primary drug treatment admissions in Hawaii. In 2012, 38 percent of drug treatment admissions in Hawaii were for marijuana, and 48 percent of drug treatment admissions in Hawaii were for stimulants (including methamphetamine).
- Hawaii has implemented a novel approach to dealing with probationers who use drugs, through its “HOPE Probation” program. The program uses swift, certain, and modest sanctions, coupled with random, frequent drug tests, to reduce recidivism. Compared to probationers in a control group, after one year the HOPE probationers were 72 percent less likely to use drugs. The program is being utilized in California, Arizona, Florida, Virginia, Alaska, and Nevada, as well as other states and localities.

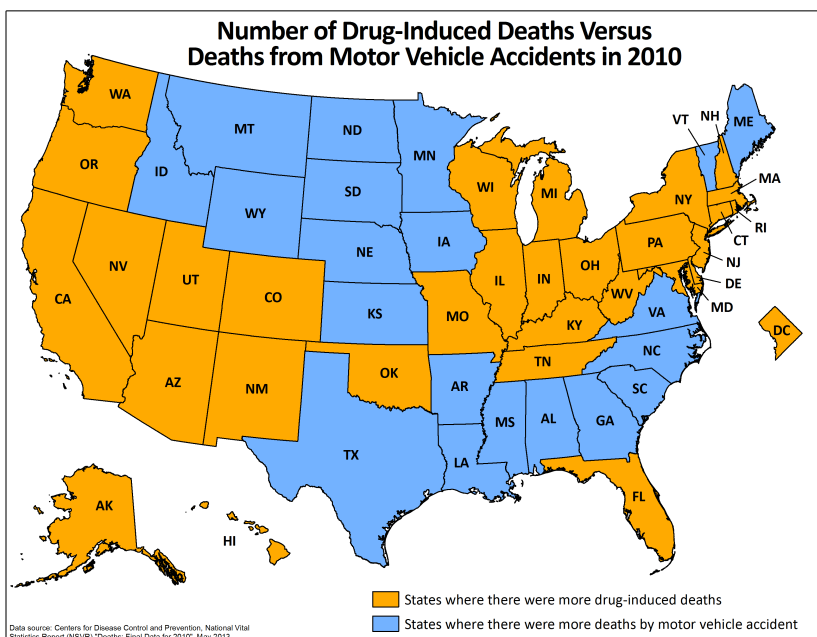
Drug Use Trends in Hawaii

Drug Use in Hawaii: The National Survey on Drug Use and Health (NSDUH) provides national and state-level data on the use of tobacco, alcohol, illicit drugs (including non-medical use of prescription drugs) and mental health in the United States. In the most recent Survey, 8.76 percent of Hawaii residents reported using illicit drugs in the past month. The national average was 8.82 percent. Additionally, 3.07 percent of Hawaii residents reported using an illicit drug other than marijuana in the past month (the national average was 3.33 percent).

Source: Substance Abuse and Mental Health Services Administration - State Estimates of Substance Use from the 2009–2010 National Survey on Drug Use and Health:
<http://store.samhsa.gov/shin/content/SMA11-4641/SMA11-4641.pdf>

Drug-Induced Deaths: As a direct consequence of drug use, 154 persons died in Hawaii in 2010. This is higher than the number of persons who died from motor vehicle accidents (124) and firearms (45) in the same year. Hawaii drug-induced deaths (11.3 per 100,000 population) were lower than the national rate (12.9 per 100,000).

Source: WONDER online databases: <http://wonder.cdc.gov/cmfi-icd10.html>



Hawaii's **Electronic Prescription Accountability System**, established in 1943 and overseen by the Department of Public Safety, monitors Schedule II, III, and IV controlled substances dispensed by physicians, pharmacies, and law enforcement. With recent enacted legislation, the program can now allow sharing of prescription data with other states that have government-authorized prescription monitoring programs.

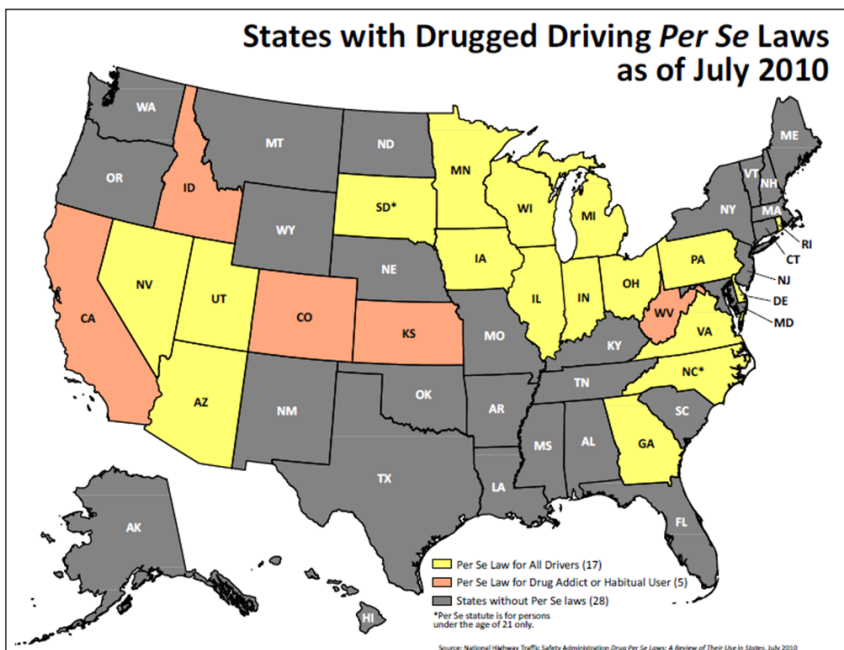
State-Level Action: Drug Take-Back Programs

A comprehensive plan to address prescription drug abuse must include proper disposal of unused, unneeded, or expired medications. Providing individuals with a secure and convenient way to dispose of controlled substances will help prevent diversion and abuse of these substances and demonstrate sound environmental stewardship. Federal rulemaking is underway and will further enhance the viability and scope of state and community take-back programs. In the meantime, states are encouraged to work with the DEA to conduct additional take-back events and educate the public about safe and effective drug return and disposal.

Drugged Driving

ONDCP Action on Drugged Driving

In 2007, the National Highway Traffic Safety Administration (NHTSA) found that one in eight weekend, nighttime drivers tested positive for illicit drugs. According to recent Fatal Accident Reporting System (FARS) data, one in three motor vehicle fatalities (33 percent) with known drug test results tested positive for drugs in 2009. Recognizing this growing problem, ONDCP is working to raise awareness of the dangers of drugged driving, provide increased training to law enforcement in identifying drugged drivers, and encourage states to consider *Per Se* laws to facilitate effective enforcement and prosecution of those who drive with drugs in their systems.



State-Level Action: Enacting Per Se Standards for Impairment

Although all 50 states have laws against drugged driving, law enforcement often lacks adequate tools to enforce and prosecute drugged driving. ONDCP encourages states to consider *Per Se* standards for impairment that make it illegal to drive a vehicle after taking illegal drugs. This is the same standard used successfully for 12 million commercial drivers in the United States over the past two decades. *Per Se* standards have been adopted in 17 states.

Hawaii does not have a *Per Se* standard. However, under Hawaii law (Section 291E-61), a person commits the offense of operating a vehicle under the influence of an intoxicant if he or she operates or assumes actual physical control of a vehicle while under the influence of any drug that impairs the ability to operate the vehicle in a careful and prudent manner. An arrest is required prior to testing. Hawaii is the only state extending its implied consent law to cases of drugged driving that does not allow evidence of a refusal to submit to a test to be admitted into evidence in any case against the driver. Hawaii does not have a *Per Se* standard for drugged driving.

Source: *A State-by-State Analysis of Laws Dealing With Driving Under the Influence of Drugs*, by the Walsh Group for the National Highway Traffic Safety Administration, December 2009.

ONDCP Support for Community-Based Prevention

National Anti-Drug Media Campaign

ONDCP's National Youth Anti-Drug Media Campaign provides consistent and credible messages (including in Native American and Alaska Native communities) to young people about drug use and its consequences. *Above the Influence*, a major component of the Campaign, informs and inspires youth to reject illicit drugs and drinking via a mix of national and local advertising vehicles. The Campaign, in close partnership with local community-based, youth-serving organizations, also conducts teen-targeted *Above the Influence* activities to assist local groups with youth drug prevention work in their respective communities.

The Drug Free Communities (DFC) Program

Recognizing that local problems require local solutions, Drug Free Communities (DFC) organizations mobilize communities to prevent youth drug use by creating local data-driven strategies to reduce drug use in the community. ONDCP works to foster the growth of new coalitions and support existing coalitions through the DFC grants. In FY 2013, the following Hawaii coalitions received grants from ONDCP:

- Coalition for a Drug-Free Lanai
- Community Works in 96744

Source: Office of National Drug Control Policy http://www.ondcp.gov/dfc/grantee_map.html

ONDCP High Intensity Drug Trafficking Area (HIDTA) County Info

The High Intensity Drug Trafficking Areas (HIDTA) program enhances and coordinates drug control efforts among local, state, and Federal law enforcement agencies. In designated HIDTA counties, the program provides agencies with coordination, equipment, technology, and additional resources to combat drug trafficking and its harmful consequences in critical regions of the United States.

HIDTA Counties in Hawaii

Hawaii HIDTA: City and County of Honolulu (the Island of Oahu), Maui County (the Islands of Maui, Molokai and Lanai), Hawaii County (the Big Island of Hawaii), and Kauai County (the Island of Kauai).

- The Hawaii HIDTA fosters cooperative and effective working relationships among all 24 of Hawaii's Federal, State, and local law enforcement agencies.
- Additionally, the Hawaii HIDTA invests heavily in a robust Intelligence and Investigative Support Center and hosts the Hawaii State Fusion Center.

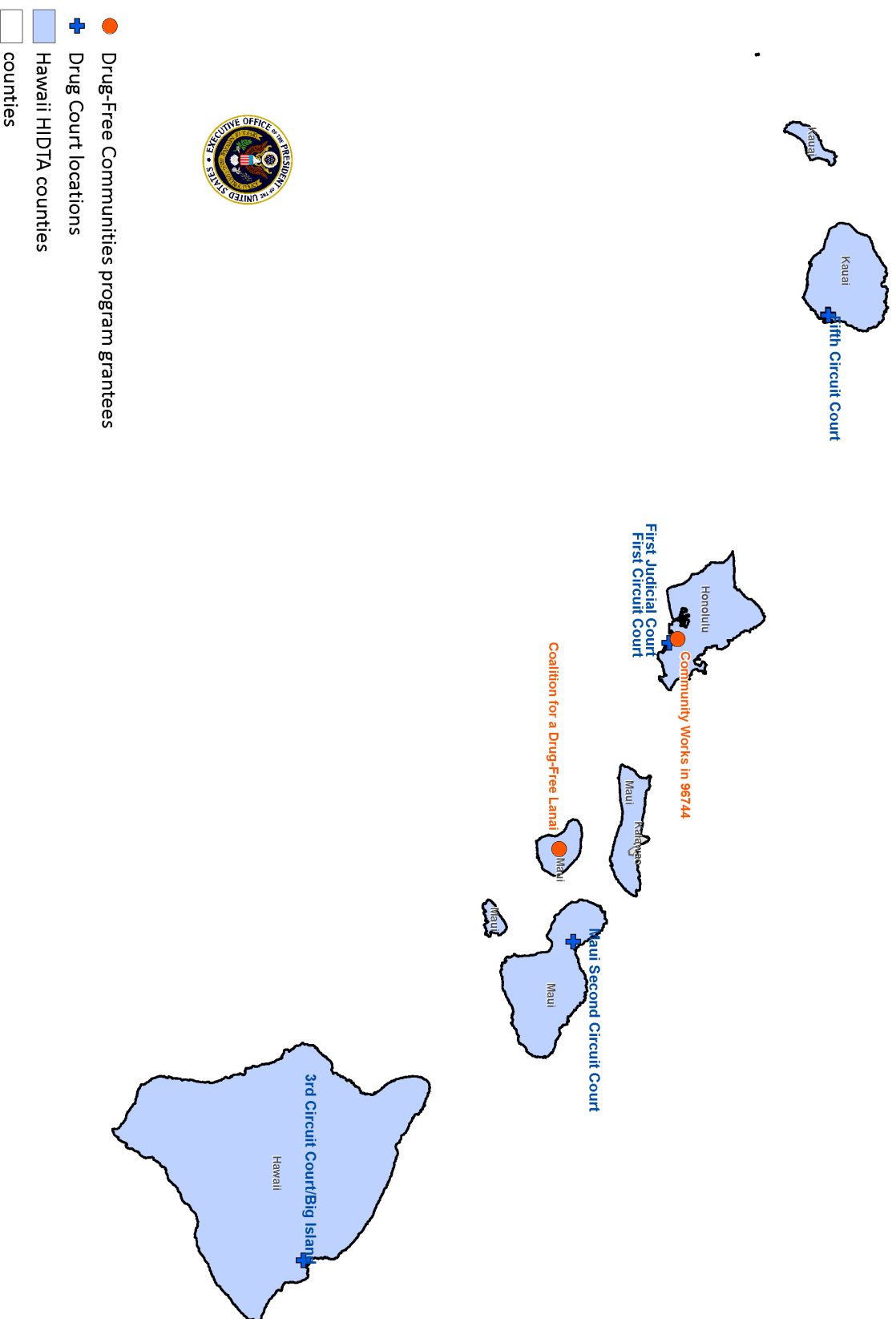
Federal Grant Awards Available to Reduce Drug Use in the State of Hawaii

The Federal Government awards competitive grants to help states in their efforts to reduce drug use and its harmful consequences. In FY 2012, direct support was provided to state and local governments, schools, and law enforcement organizations in your state for this purpose. Some Federal grant programs are dedicated to reducing drug use and its harmful consequences while others can be used for reducing drug use or for other purposes. In FY 2012, your State received support under the grant programs shown below.

Federal Grant Awards That Help Reduce the Availability and Misuse Of Drugs In The State of HI	
Department / Office / Program Name	2012
Department of Agriculture	\$ 1,827,003
National Institute of Food and Agriculture	
Cooperative Extension Service	\$ 1,827,003
Department of Defense	\$ 250,000
The Army	
National Guard Challenge Program	\$ 250,000
Department of Education	\$ 5,643,199
Office of Elementary and Secondary Education	
Twenty-First Century Community Learning Centers	\$ 5,643,199
Department of Health and Human Services	\$ 29,456,193
Administration for Children and Families	
Promoting Safe and Stable Families	\$ 978,672
Transitional Living for Homeless Youth	\$ 199,022
Centers For Medicare and Medicaid Services	
Medical Assistance Program - Grants to States for Medicaid To Treat Substance Abuse	\$ 8,848,978
National Institutes Of Health	
Drug Abuse and Addiction Research Programs	\$ 4,876,626
Substance Abuse and Mental Health Services Administration	
Block Grants for Prevention and Treatment of Substance Abuse	\$ 7,576,229
Projects for Assistance in Transition from Homelessness (PATH)	\$ 300,000
Substance Abuse and Mental Health Services Projects of Regional and National Significance	\$ 2,928,306
Substance Abuse and Mental Health Services-Access to Recovery	\$ 2,824,360
Health Resources and Services Administration	
Healthy Start Initiative	\$ 924,000
Department of Housing and Urban Development	\$ 13,673,444
Community Planning and Development	
Emergency Solutions Grant Program	\$ 1,554,483
Shelter Plus Care	\$ 8,019,036
Supportive Housing Program	\$ 4,099,925
Department Of Justice	\$ 5,222,293
Office of Justice Programs	
Drug Court Discretionary Grant Program	\$ 349,943
Edward Byrne Memorial Justice Assistance Grant Program	\$ 1,582,254
Edward Byrne Memorial State and Local Law Enforcement Assistance Discretionary Grants Program	\$ 57,904
Juvenile Accountability Block Grants	\$ 907,513
Juvenile Justice and Delinquency Prevention Allocation to States	\$ 1,588,880
Residential Substance Abuse Treatment for State Prisoners	\$ 53,278
Second Chance Act Prisoner Reentry Initiative	\$ 597,576
Title V Delinquency Prevention Program	\$ 84,945
Department of Labor	\$ 1,500,000
Employment and Training Administration	
Reintegration of Ex-Offenders	\$ 1,500,000
Department of Transportation	\$ 953,248
National Highway Traffic Safety Administration	
Alcohol Impaired Driving Countermeasures Incentive Grants I	\$ 953,248
Executive Office of The President	\$ 3,392,504

File updated 07/31/13.

Office of National Drug Control Policy Programs in Hawaii and Drug Court Locations



Source: National Drug Court Institute and ONDCP, August 2013

ONDCP003200