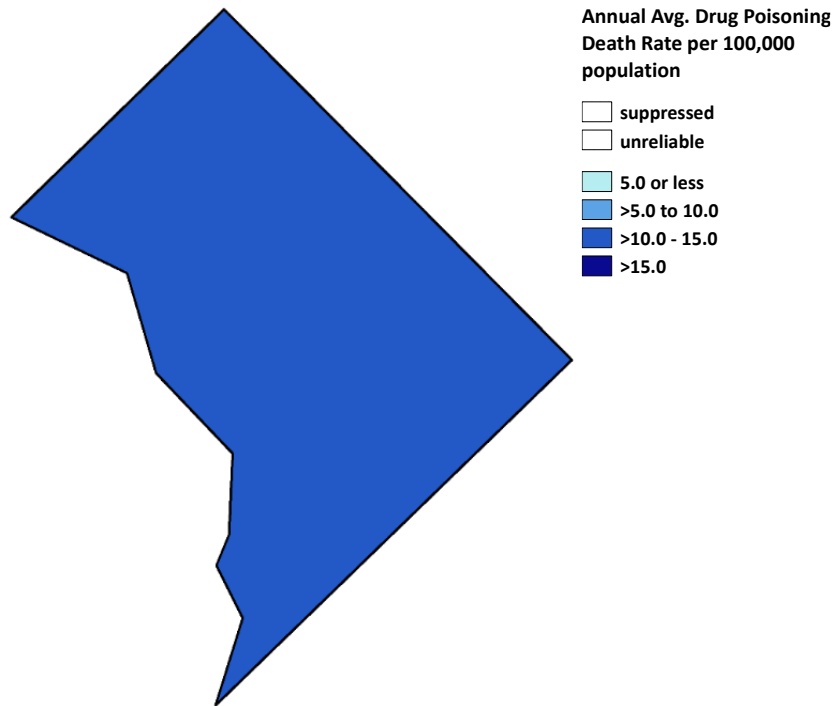


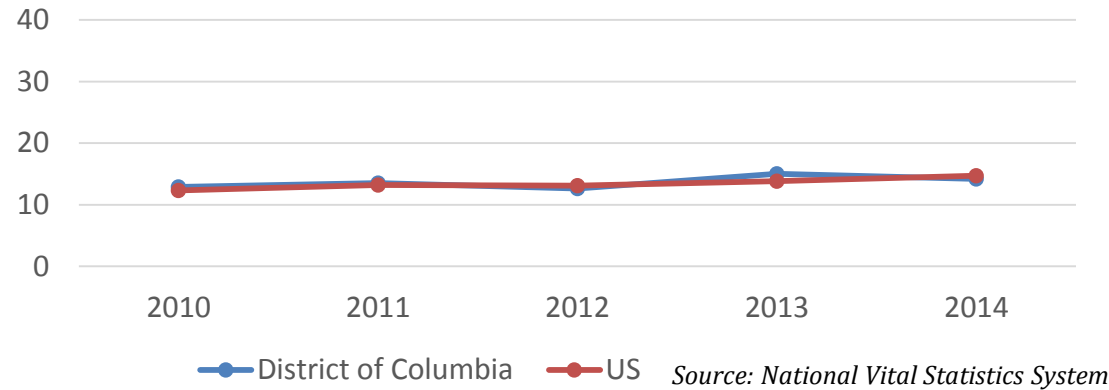
DISTRICT OF COLUMBIA

Drug Poisoning Death Rate per 100,000, by County, 2010-2014

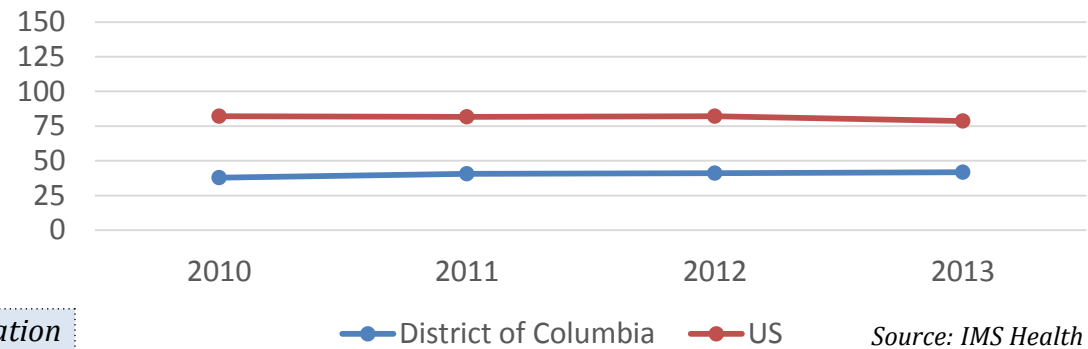


Source: CDC NVSS Multiple Cause of Death File, 2010-2014

Drug Poisoning Death Rate by State and National (age-adjusted per 100,000 population)



Annual rate of opioid pain reliever prescriptions dispensed by retail pharmacies (per 100 population)



Age-Adjusted Drug Poisoning Death Rate (2014): **14.2 per 100K population**
(Avg. National Rate: 14.7)

National Rank in Drug Poisoning Death Rate (2014): **25th**

Under the President's budget proposal, the District of Columbia would be eligible for up to **\$4 million dollars** over 2 years to expand access to treatment for opioid use disorders.

*The final funding amount will depend on Congressional action and the strength of the State's application and plan to combat the epidemic.