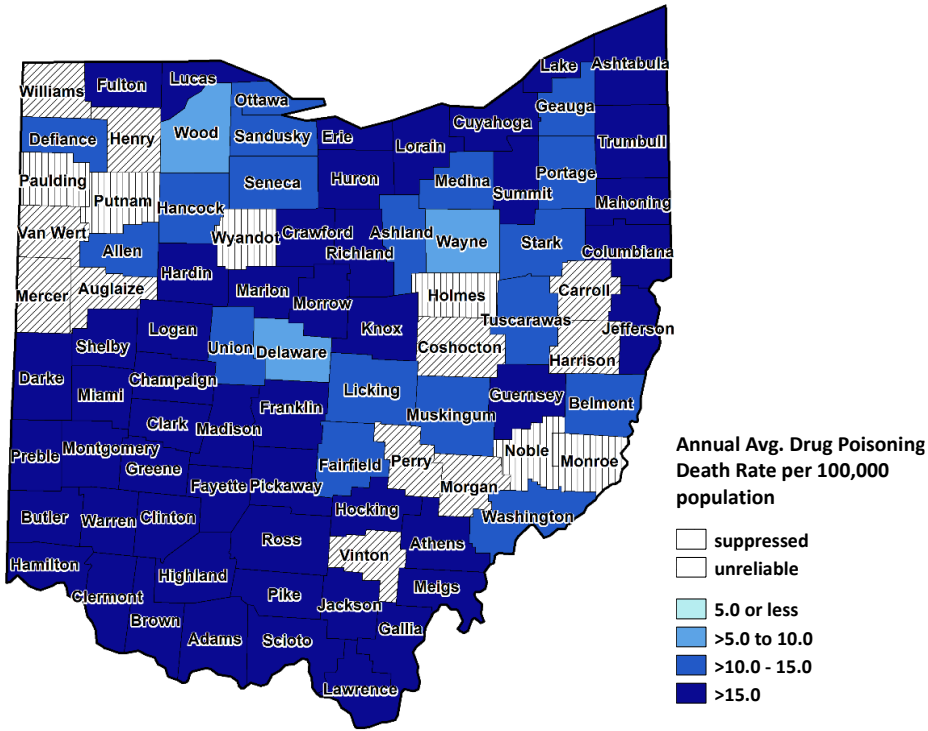


OHIO

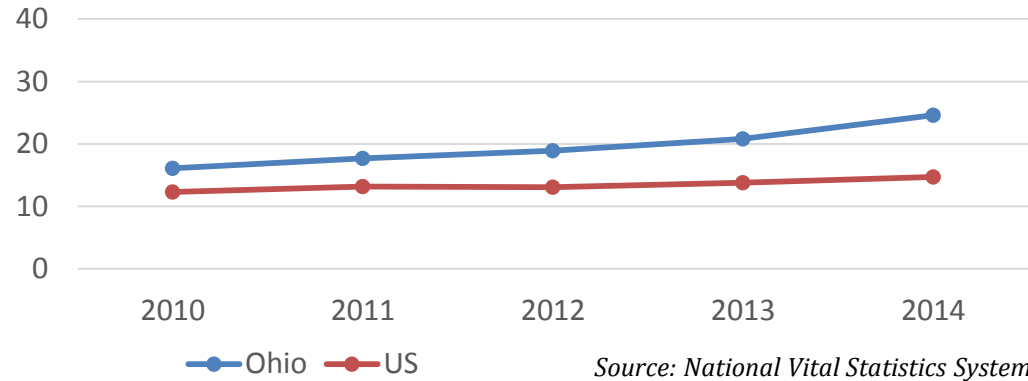
Drug Poisoning Death Rate per 100,000, by County, 2010-2014



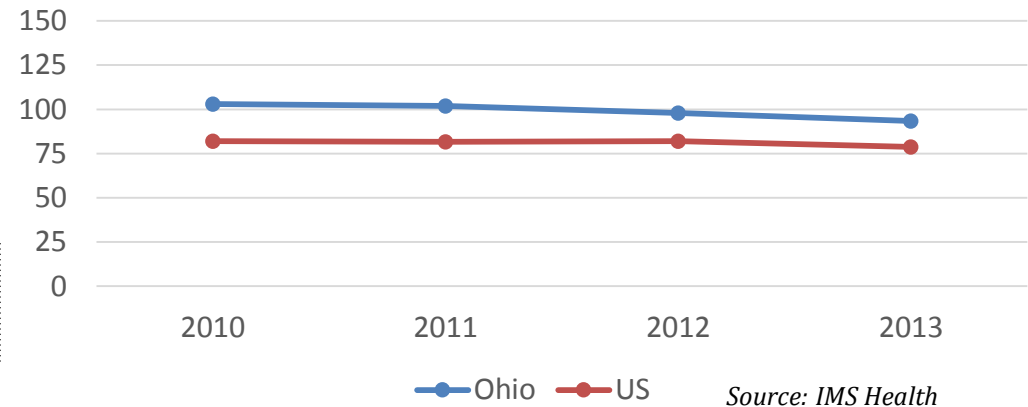
Source: CDC NVSS Multiple Cause of Death File, 2010-2014

Age-Adjusted Drug Poisoning Death Rate (2014): **24.6 per 100K population**
 (Avg. National Rate: 14.7)
 National Rank in Drug Poisoning Death Rate (2014): **5th**

Drug Poisoning Death Rate by State and National (age-adjusted per 100,000 population)



Annual rate of opioid pain reliever prescriptions dispensed by retail pharmacies (per 100 population)



Under the President's budget proposal, Ohio would be eligible for up to **\$45 million dollars** over 2 years to expand access to treatment for opioid use disorders.

*The final funding amount will depend on Congressional action and the strength of the State's application and plan to combat the epidemic.